



# The Winnebagoland Whistle

The Official Publication of the Winnebagoland Division  
Midwest Region- National Model Railroad association

VOLUME 57, ISSUE No. 3

SPRING 2025

## Photo

*Photo courtesy:  
Paul Hillmer*

*Locomotive:  
Joe Degroot's  
Allegheny*



## Superintendent's Report

*Paul (Tree) Hillmer*

Spring has arrived. Snow is falling as I type my report. Most people complain, but not us model railroaders. This means we retreat into the basement for time well spent on our hobby.

Ah ha! That is the same opening paragraph I did for the Winter Whistle. Just changed winter with spring. But is spring is slowly arriving? Model trains and Wisconsin winters work well together.

Now onto WLD division news.

Next up is Spring Meet 2025 is set for 4/12/2025 at the Word of Grace Life Center, 107 Cedar Street, Sheboygan Falls WI 53085.

Phil Herman has organized clinics and what should be some amazing layouts on tour. And even an extra clinic Friday night 4/11/25!

We will kick off the meet Friday evening at 7pm with Peter Fetterer, who is a local author and historian. After Peter's presentation, others from the area will be sharing historical photos from their personal collection. The exhibition area will also be open to display models. Phil says, "don't miss this!" So, for us out-of-towners, this means a hotel room.



Saturday's meet registration starts at 8 am. Bring your models and photos to enter in our contest. And the clinics will begin at 9am. Matt Holman's clinic will feature Graphic Design in HO Model RR Production. Shawn Hoppert will present on Prototype Throttles. And Fred Firkus clinic is on Modeling Freight Carloads in the modern era.

Lunch and contest winners and our WLD Annual Meeting to follow at noon. Six local layouts will be on tour from 2-6 pm. Also, if you like, you can sign up to operate two of these layouts. Decision time!


So please register soon if you have not already. It makes it easier if we can get a headcount ahead of time for food prep. Phil has worked hard to put on a "weekend" of fun.

The Fall Meet 2025 is set for 10/4/2025 in Marinette. Dave Rickaby has booked the Holy Family Social Center and is organizing a great meet. We will also have operating sessions Friday night, so I am again planning an overnigher! And the home layout tour will be amazing.

Our 27<sup>th</sup> WLD Annual Operating Day will be held on 11/8/2025. We are kicking around a few options for the location. But last year we had 20 attending.

And please join us for our Zoom Workshop Wednesday every other month. Our last one before a summer break is May 14<sup>th</sup> at 7pm till 9pm. Its free and its fun. The Zoom link is on the event of Facebook page and the web page.

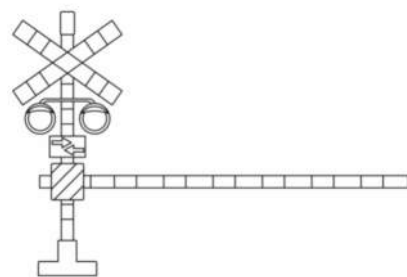
And watch for the ballots via email to elect the new board. If you like to get involved with the WLD BOD, feel free and reach out to myself or Vern Ehlke. Everyone is welcome.



## In This Issue

*Gerry Ring, Whistle Editor*

As I write this the weather outside is frightful. Snow and now icy rain! It has been quite the spring. Now let's get on to something happier, a birthday! I won't say who and will give only a single clue. (It's not me.)



## In The Hopper

*By Paul Hillmer*

Over the years I have had the pleasure and privilege to operate many other layouts. In The Hopper will now focus on some of these other layouts and how the owners set up their operating sessions.

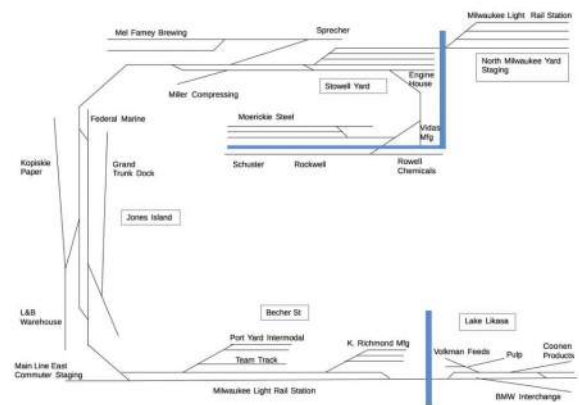


This issue we will focus on a layout I have operated the most, besides my own Badger Mid-Western. Bill Moede's Lakeshore & Becher (L&B) shortline railroad. Over the years Bill has built a mid-size switching layout that is a blast to operate. He has also tried various ways of car forwarding. So come along for the ride!



*Bill Moede and the Lakeshore & Becher*

The Lakeshore & Becher is a HO-scale shelf layout using Digitrax® DCC. It is U-shaped with a single peninsula and occupies a 12' x 20' room. Bill models the Milwaukee Road era of the 1980's featuring Jones Island, Stowell Yard, and the Beer Line. The L&B took over Milwaukee Road's industrial district after the SOO merger in 1986. Recently Bill changed his Wauwatosa area to Lake Likasa with an interchange with my Badger Mid-Western on his now Northwoods branch. (travel 200 miles in 6 inches lol). Bill also has a RDC commuter operation involved called Milwaukee Light Rail. When a bell rings (timer running on a computer), one must clear the main for this train to pass through.



*Layout plan for the Lakeshore & Becher*

Bill usually runs 10 trains per operating cycle. They include Jones Island Transfer, Jones Island Local, Stowell Yard Transfer, Beecher St Transfer, Mill Job, Schuster Spur Job, Beer Line Job, Lake Likasa Transfer, Lake Likasa Local, and the Milwaukee Light Rail.

Bill uses a program called Switchlist® that runs only on a Mac. On this free program, you enter the car inventory, industrial spots and sidings, shipper request weekly, and all trackage and yards. Bill likes this program since the system tells you what cars are needed before an operating cycle. Car requests are generated by shipper requests (cargos) for cars (very prototypical) versus a four-way card flip of waybills. It also reads what cars are available (empty or inbound from an off-layout shipper) in his main staging yard of North Milwaukee and assigns these cars to the appropriate trains (also very prototypical). He also says the program is very user friendly and easy to work with.



Bill has Switchlist® set up in two separate configurations. The one normally in operation uses the car numbers for car forwarding. The other one,

currently used due to staging yard size limitations and a recent influx of rolling stock not yet in the database only assigns car type, the station agent (Bill) chooses the cars from staging and the industries and manually writes in the pickups and set outs on the switch list. Both programs use the same car database for easy transition to the next operating cycle, simply click on “Start Next Session”!

Bill has been operating the L&B since the mid 1980’s. Originally, he used Micro-Mark® four-way flip card waybills. Then he tried JRMI software but got frustrated with the way the program car forwards, flooding some spot with lots of cars and none at others, and required a lot of reconciliation work between sessions. He found that not prototypical and stumbled on Switchlist® and is very happy with it and its flexibility.

Bill feels that operating a layout is the best part of the hobby. His advice is to provide your crews with clear instructions on what each job does, and to mark your industries and spots clearly. Do not assume that others know what is to be done or where a car should be spotted.

## Off the Bench

*By Gerry Ring*

Taking videos of your model railroad at eye level brings an extra degree of realism to your layout. Within the last few years, several miniature security cameras have become available that can fit on an HO scale car. These cameras are powered by a rechargeable battery and can record video to a micro-SD card and/or connect to WIFI.

In this issue, I will describe four video cameras and their capabilities. The photo below depicts from back to front: an iPhone 5 mounted in MinuteMan Scale Model’s iCar, Micro-Mark’s HO Camera Car (#90154), Hobby Trax’s Eye Choo, and Unikami’s SQ23 HD 1080P wide angle camera temporarily mounted on an Athearn flat car.



The iCar was a fantastic camera car that shot video without any wide-angle lens distortion. Not only did it provide excellent video, with a resolution of 1920p x 1080p at 30 fps (frames per second). It also recorded exceptional high-quality sound. It was like an HO-scale IMAX camera. The videos were stored in the iPhone’s memory and later transferred to the cloud. The individual videos could then be edited together with titles and music in a separate editing software such as iMovie.

Its construction consisted of laser cut wood pieces glued together to provide the iPhone with the ability to see down the rails rather than off to the side. To do this, a mirror on the front end brought the image into the iPhone’s lens. However, the mirror did result in an image that was flipped side-to-side, but this was easily corrected in iMovie. The iCar with iPhone installed weighed 5.7 oz. with a length of 8 5/8” and a height of 2 13/16” (19% higher than a high cube box car).

I used my iCar to create videos of many layouts belonging to members of the Waupaca Model Railroad Club (WAMR). These videos are posted on my YouTube channel: <https://www.youtube.com/@MegaRundle> (You can also search for Gerry Ring in YouTube). One video entitled “iCar 5 Construction and Operation” briefly depicts the iCar’s construction and testing.

Due to the use of the iPhone 5, the iCar’s height prevented it from going under many bridges and tunnels. Unfortunately, the iCar ultimately became unusable when the phone’s battery charging circuit failed. Because later iPhone models were larger than the relatively small iPhone 5, the iCar became a technical curiosity.

An intended replacement for the iCar was Micro-Mark’s HO Camera car. The car is an Athearn gondola, equipped with an A9 mini WIFI camera held in place by a magnet to a metal bracket. The car weighs 5.34 oz with a length of 7 1/4” and a height of 2 15/16”. As you can see in the photo, its height is higher than the iCar. However, a more serious problem proved to be the A9 camera itself, which had poor resolution and was limited to displaying its video to a phone app. In addition, its circular design made aligning the camera to the horizontal difficult.

A suitable replacement for the A9 camera is the SQ23. It has a resolution of 1920p x 1080p at 25 fps. The app that controls the SQ23 allows either displaying its video on a phone on WIFI or storing to a micro-SD card. The SQ23’s magnet attaches to the bracket of the Micro-Mark gondola as shown



below. Rather than a circular design, it has a square design better suited to align with the horizontal.



The SQ23 attached to the Micro-Mark gondola has a height of only 1 5/8" allowing it to safely travel under bridges and into tunnels. However, the SQ23's wide-angle lens also captures the front of the gondola as shown below. Also shown below is its noticeable fish-eye effect. Attaching the SQ23 to a flat car, as shown in the first photo, permits the camera to be moved forward eliminating the problem of capturing the front of the car during videoing.



In early 2024, Hobby Trax introduced their 3D printed Eye Choo Camera car. This camera does not connect to WIFI and stores all its videos to a micro-SD card. Its resolution is 1920p x 1080p at 30 fps matching the iPhone 5. It also has an option to double its capture rate to 60 fps with a corresponding reduction in resolution. The Eye Choo weighs 4.57 oz and is 3.5" long. Its height is 1 7/8".


The video produced by the Eye Choo is virtually identical to the SQ23 camera as shown below.



However, there is one problem with the Eye Choo and that is a noticeable yaw or a left to right wobble because there are only two sets of wheels rather than four as depicted below. There is also considerable side-to-side play in each wheel set which is aggravated by being pushed by a locomotive rather than pulled. One easy solution is to mount the Eye Choo sans wheels onto a flat car like the SQ23. The total height would be only 2 3/8" or approximately the same height as a high-cube box car.



Finally, with any camera that records to a micro-SD card it is important to use a card with the proper minimum write speed. The minimum is UHS Speed Class 1 (U1 or C10) rated at 10MB/sec. A better alternative is 30MB/sec (U3). A card with 32GB or storage will be adequate.



## Congratulations

In the Fall 2024 Fall issue, the Whistle reported that the Wisconsin & Michigan Model RR Club applied to display their portable layout at the

Amherst Railroad Hobby Show in West Springfield MA. The good news is that they were accepted. The better news is that they were awarded Best in Show Layout for 2025.



Front row: Ed Koehler, Show Director John Sacerdote, Gary Oudenhoven. Back row: Al Huerres, Ed Klein, Dave Burman, Fr: Tim Oudenhoven, Joe Lallensack.

## Officers and Volunteers

<http://www.wld-nmra.com/?action=personnel>

### Division Officers

Paul Hillmer	Superintendent	
Phil Herman	Asst. Superintendent	
Paul Mastalir		Paymaster
Vern Ehlke		Chief Clerk
Paul Hillmer		Division Director

### Board of Directors

(terms thru 06/2025)

Division Officers (above) PLUS:

Al Archer	Fred Firkus
Dave Nitsch	Mike Eiden
Gerry Ring	Joe Lallensack
John Leow	Mary Eiden

### Committee Chairs

Gerry Ring	Whistle Editor
Gerry Ring	Membership Chair
John Leow	AP Chair
Phil Herman	Clinic Chair
Paul Hillmer	Operating Session Chair
Paul Mastalir	Company Store Chair
Richard Cooke	Model Contest Chair
Joe Lallensack	Contest Chair
Michael Eiden	Webmaster
Paul Mastalir	Scout Coordinator
Paul Hillmer	Social Media Chair

## Event Calendar

<http://www.wld-nmra.com/?action=onTheReadyTrack>

### April 11-12, 2025

WLD Spring Meet  
Sheboygan Falls, WI

### May 14, 2025

Workshop Wednesday  
Zoom meeting, 7:00 to 9:00 PM

### June 7, 2025

BOD Meeting is at the Soo Line Historical & Technical Society Building  
Appleton, WI; and on Zoom at 10:30 AM.

### June 21, 2025:

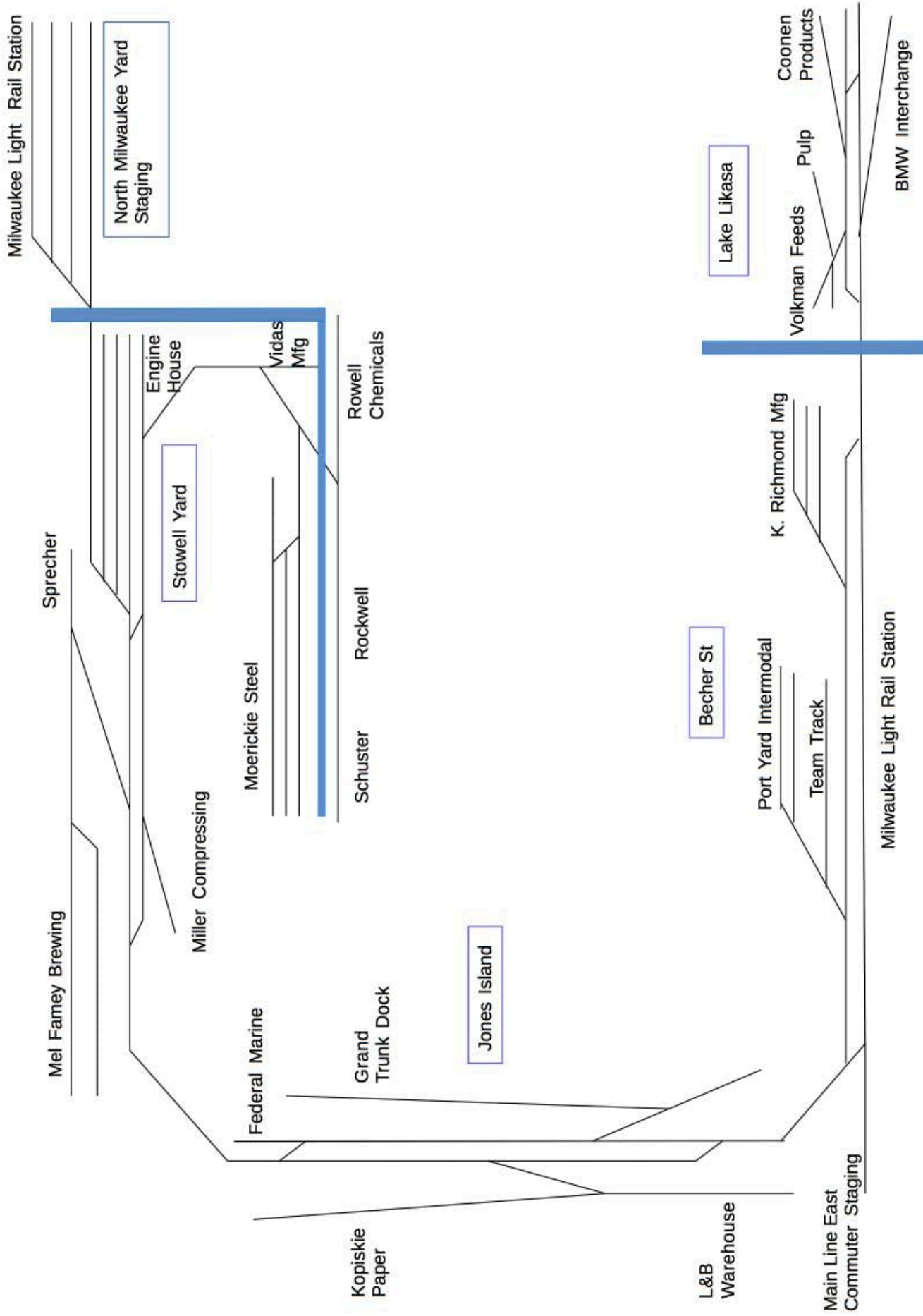
Strawberry Fest Model Railroad Swap Meet  
Waupaca, WI.

## Company Store

Make sure to check out the WLD Merch store for WLD boxcars, shirts and caps: [http://www.wld-nmra.com/?action=co\\_store](http://www.wld-nmra.com/?action=co_store)

Just a few of the HO-scale Winnebagoland boxcars are left; let Paul Mastalir know how many and he will work out getting them to you. His phone is (715) 853-7274, or email him at [mastalir54166@yahoo.com](mailto:mastalir54166@yahoo.com) or [wldpaymaster@gmail.com](mailto:wldpaymaster@gmail.com).







# "CAR NUMBERS" SWITZALIST

ORDER # \_\_\_\_\_

## Lakeshore & Becher Freight Lines

FORM 19

Engine \_\_\_\_\_ Caboose \_\_\_\_\_ Engineer \_\_\_\_\_ Conductor \_\_\_\_\_

---

Manifest for train (JONES ISLAND TRANSFER)

Valid 03/12/2025 20:38

Scheduled work at North Milwaukee

- [ ] Pick Up Boxcar **MILW 25006** cargo from North Milwaukee
- [ ] Pick Up Cov-Hop **CNW 69887** \*\*EMPTY\*\* from North Milwaukee
- [ ] Pick Up Flatcar **L&B 103** cargo from North Milwaukee

Train departs North Milwaukee with 3 cars, 120 feet

Scheduled work at Jones Island

- [ ] Pick Up Tank **UTLX 66259** \*\*EMPTY\*\* from GT Dock - 1
- [ ] Pick Up Boxcar **L&B 4084** \*\*EMPTY\*\* from GT Dock - 1
- [ ] Pick Up Boxcar **RMC 1050** cargo from GT Dock - 1
- [ ] Pick Up Boxcar **SBVR 2046** cargo from Kopiskie Paper 1
- [ ] Pick Up Boxcar **MTW 4106** \*\*EMPTY\*\* from Kopiskie Paper 3
- [ ] Pick Up Boxcar **MTW 4176** \*\*EMPTY\*\* from Kopiskie Paper 3
- [ ] Pick Up Boxcar **DL&E 15136** cargo from Kopiskie Paper 3
- [ ] Pick Up Cov-Hop **SOO 74094** \*\*EMPTY\*\* from Jones Island
- [ ] Pick Up Flatcar **MILW 4202** \*\*EMPTY\*\* from GT Dock - 2
- [ ] Set Out Flatcar **L&B 103** cargo to GT Dock - 1
- [ ] Set Out Cov-Hop **CNW 69887** \*\*EMPTY\*\* to Kopiskie Paper 4 Chemical
- [ ] Set Out Boxcar **MTW 4176** \*\*EMPTY\*\* to L&B Warehouse Door 1 door 2
- [ ] Set Out Boxcar **MILW 25006** cargo to Federal Marine Terminal
- [ ] Set Out Boxcar **RMC 1050** cargo to Kopiskie Paper 2

Train departs Jones Island with 7 cars, 300 feet

Scheduled work at North Milwaukee

- [ ] Set Out Boxcar **DL&E 15136** cargo to North Milwaukee
- [ ] Set Out Boxcar **L&B 4084** \*\*EMPTY\*\* to North Milwaukee
- [ ] Set Out Flatcar **MILW 4202** \*\*EMPTY\*\* to Lake Likaysa via North Milwaukee
- [ ] Set Out Boxcar **MTW 4106** \*\*EMPTY\*\* to North Milwaukee



PM

# "WHEEL REPORT" SWITCHLIST

ORDER # \_\_\_\_\_

## Lakeshore & Becher Railroad

FORM 19

Engine \_\_\_\_\_ Yard Track \_\_\_\_\_ Instructions \_\_\_\_\_

---

Manifest for train (7 Schuster Spur)

Valid 12/17/2024 09:39

Scheduled work at N.MILWAUKEE

- [ ] Pick Up Boxcar \_\_\_\_\_ \*\*EMPTY\*\* from N. MILWAUKEE
- [ ] Pick Up Boxcar \_\_\_\_\_ cargo from N. MILWAUKEE
- [ ] Pick Up Gondola \_\_\_\_\_ \*\*EMPTY\*\* from N. MILWAUKEE

Train departs N.MILWAUKEE with 3 cars, 160 feet

Scheduled work at Schuster Spur

- [ ] Pick Up Boxcar \_\_\_\_\_ cargo from Rockwell 2
- [ ] Pick Up Boxcar \_\_\_\_\_ \*\*EMPTY\*\* from Schuster Warehouse
- [ ] Pick Up Boxcar \_\_\_\_\_ cargo from Louis Allis Co 1
- [ ] Set Out Boxcar \_\_\_\_\_ \*\*EMPTY\*\* to Rockwell 2
- [ ] Set Out Boxcar \_\_\_\_\_ cargo to Schuster Warehouse
- [ ] Set Out Gondola \_\_\_\_\_ \*\*EMPTY\*\* to Louis Allis Co 1

Train departs Schuster Spur with 3 cars, 120 feet

Scheduled work at N.MILWAUKEE

- [ ] Set Out Boxcar \_\_\_\_\_ cargo to N. MILWAUKEE
- [ ] Set Out Boxcar \_\_\_\_\_ cargo to N. MILWAUKEE
- [ ] Set Out Boxcar \_\_\_\_\_ \*\*EMPTY\*\* to N. MILWAUKEE

Train terminates.

2025 NMRA



Winnebago  
Division

2025 NMRA

# WLD Spring Meet April 11-12th, 2025

## Word of Grace Life Center

### 107 Cedar St . Sheboygan Falls, WI 53085 WI

Additional Parking - 837 Buffalo St.

2025 Spring Meet Timetable

#### Friday, April 11<sup>th</sup>

*Bring your  
Photos of  
1:1 trains  
to 1:220!*

5:30 pm	Registration Opens
6:00 pm	Modelers Round table Displays
7:00 pm - ??	Railroading in Sheboygan Slide Show

*Bring your  
models to  
display or enter  
in the modeling  
contest!!!*

#### Saturday, April 12<sup>th</sup>

*Tour  
Local  
Layouts!!*

8:00 - 10:00 am	Registration
8:00 - 10:30	Model & Photo Contest Entry
9:00 am - Noon	Clinics
	<ul style="list-style-type: none"> <li>• Proto Throttle - Shawn Hoppert</li> <li>• Graphic Design in HO Scale Model Production - Matt Holman</li> <li>• Modeling Freight Carloads, 1970-current - Fred Firkus</li> </ul>
9:00 - 1:00 pm	Swap Tables
12:00 - 1:00 pm	Lunch
1:00 pm	Model-Photo Contest Awards
2:00pm - 6:00pm	Layout Tours
3:00pm - 6:00pm	OPS Session (pre-registration required)

*Improve your  
skills w/tips  
from Clinics,  
fellow  
modelers and  
judges!*

#### 2025 Spring Meet Registration (Checks Payable to Winnebago Division)

NAME: \_\_\_\_\_ NMRA#: \_\_\_\_\_

Email: \_\_\_\_\_ Phone #: \_\_\_\_\_

OPS Session Saturday  No. of Operators \_\_\_\_

#### Meet Registration Fee

NMRA Member \$12 X \_\_\_\_ = \$ \_\_\_\_\_ + Non-Member \$15 X \_\_\_\_ = \$ \_\_\_\_\_

Swap Tables (6ft.) \$5.00

Lunch Pulled Pork or Chicken Sandwich meal = \$10 X \_\_\_\_ = \$ \_\_\_\_\_ Total \$ \_\_\_\_\_


Registration at the Door : Members \$15 non-members \$18 Lunch Meal \$11.

For more info and meet updates visit [www.wld-nmra.com](http://www.wld-nmra.com)

Return this form and Payment by 4/4/2025 to:  
Phil Herman  
5123 Wild Meadow Dr.  
Sheboygan, WI 53083



2025 NMRA  
WLD Spring Meet April 11-12th





*Waupaca Area Model Railroaders  
Waupaca, Wisconsin*

*Hosts the 1<sup>st</sup> ANNUAL*

***STRAWBERRY FEST MODEL RAILROAD  
SWAP MEET***

*In conjunction with the Waupaca Historical Society  
and Waupaca Area Chamber of Commerce*

**Saturday, June 21, 2025 - 9 AM to 4 PM**

**Waupaca Recreation Center, 407 School Street  
at the intersection of School, State & Badger St**

- Hobby Shop Dealers and Vendors
- Swap Meet (hobbyist sale tables)
- Great Food Available

For vendor tables, contact:  
Jim Payton 920-407-0296  
jpayton000@centurylink.net

Eugene Much 715-281-6925



Waupaca Area Convention & Visitor Bureau  
is a proud sponsor of our swap meet.



*Also available at the train show for purchase will be a special lola & Northern 40ft box car. These HO car were custom made by Accurail as a club fundraiser. We only have limited qty left of both car numbers.*

For swap meet information see our website: [www.wamrltd.com](http://www.wamrltd.com)  
and <https://visitwaupacachainolakes.com/event/strawberry-fest>  
provides all area Strawberry Fest events.



Admission: \$3

Kids Under 12: Free

***Historic Soo Line Depot Open House***  
*Saturday 8am-7pm & Sunday 8am-5pm*  
It is only 7/10<sup>th</sup> of a mile away at 525 Oak St  
or go north on State St, right on Mill St, and  
then left on Oak St just past the railroad bridge  
on your left.

