

Sawdust City Hauler

2024 Thousand Lakes Region, NMRA Convention Eau Claire, Wisconsin May 16 - 19

Table of Contents

Page

1 Introduction / Hotel

2 Registration Form

3 – 4 Agenda

5 – 8 Events / Rides / Rail and Non-Rail

9 – 13 Clinic /Presenter Details

14 – 21 Home Layout Tours

22 Road Map for Layouts





Registration Form

2024 Thousand Lakes Region, NMRA Convention

May 16th – 19th Eau Claire Wisconsin

Please join us in Eau Claire for the convention! Our convention committee has been planning and reserving some unique events. Ride down an old Milwaukee mainline on speeders or behind live steam in small coaches in scenic Carson Park. Maybe tour some homes with the unique photo finished and operational layouts we are known for here. We will also be offering a lot of non-rail activities and non-rail competition judged categories. (see page 8)

Clinics are always a hot topic, and we have an array of those with some favorites and many new ones. Contest models are also a big part of an NMRA meet and we will have a room and judging by TLR officials or display for fun. Non-rail contests are being planned for needlework, quilting, knitting, crocheting, painting, and non-rail photos.

We live in one of the fastest growing communities in the Midwest and have so many unique shops, restaurants, breweries, and bars. Once served by the Milwaukee Road, Soo Line, and The Chicago & North Western there are plenty of historic rail discoveries waiting for you. We will have maps available.

Hotel Information / Reservations

Sleep Inn & Suites Conference Center, 5872 33rd Ave, Eau Claire, WI 54703

Room Block under: TLR Model Railroad Assoc.

(715)874-2900 ext. 108 online: <https://www.choicehotels.com/reservations/groups/GS73F0>

2 Queens or 1 King \$85.00 for up to 2 guests. \$10 for each guest over first 2.

Name _____ NMRA# _____ Expiration Date _____

Spouse/Guest _____ Street Address _____

State/Province _____ Zip/Postal Code _____ Primary Modeling Scale O_, S_, HO_, N_, Z_

Price Sheet

Item	Price Each	Number	Sub Total	
NMRA Member Registration Fee	\$45.00			Clinics, Tours, Contests, etc.
Non-Member Registration Fee	\$35.00			Clinics, Tours, Contests, etc.
Spouse / Guest	No Charge		No Charge	Non-Rail Events
Saturday Evening Banquet	\$35.00			Meal, Speaker, and Awards
Friday Speeder Ride	\$10.00			Bus ride to Historical MILW Main & Speeder Ride
Saturday Park Train Rides	\$6.00			Includes rides on steam and diesel park locomotives
Cheers Pablo Painting (non-rail)	\$45.00			16 x 20 canvas, learn and paint your own creation
Friday Valley Bus Tour (non-rail)	\$50.00			Tour of the Valley, includes light lunch, winery, Leine
		Total		

Make Checks out to: **Twin Cities Division NMRA**

Mail to: Patrick Thoney, 1703 Delrae Court, Eau Claire, WI 54703 thoneyps@gmail.com
After May 1st, email to make sure we have an accurate banquet number.

National Model Railroad Association (NMRA) members and guests of a member are welcome. To become an NMRA member go to <https://www.nmra.org/> for information. **This is a private convention.**

Rev 2/12/24



Agenda

Thursday Evening, May 16th, 2024

- 4:00 – 9:00 pm Registration desk open
4:00 – 9:00 pm Contest Model Dropoff
- 7:15 – 8:30 pm Clinic Room 1 • **Gregg Condon** “Layout Improvements”
- 15 Minute break
- 8:45 – 9:30 pm Clinic Room 2 • **Jack Gutsch** “Prototype Modeling of the FEMV RR Black Hills of South Dakota”

Friday, May 16th, 2024

- 8:30 am – 8:00 pm Registration desk open
8:30 am – 5:00 pm Contest Model Dropoff
- 8:45 – 9:30 am Clinic Room 1 • **David Peterson** “Modeling Live Steam in 2 Scales: 16-inch Gauge and S Scale”
Clinic Room 2 • **Mike Zaborowski** “FROM THE RAILS DOWN”
- 15 Minute Break
- 9:45 – 10:30 am Clinic Room 1 • **Scott MacLeod** “Chasing Trains and Chasing Dreams, Modeling the RGS HOn3
Clinic Room 2 • **Paul Swanson** “Of Interest to Modelers—A Little Lake States Sampling”
- 15 Minute Break
- 10:45 -11:30 am Clinic Room 1 • **Gerry Leone** “Off the Rails Live!”
- 11:30 – 12:15 pm Lunch on your own.
- 12:20 pm** **BUSES LEAVE for Chippewa Valley Motor Car Assoc. Ride**
Speeder Trip, Travel to Durand (50 minutes)
Non-Rail Tour
- 1:30 pm Arrive in Durand, WI. Chippewa Valley Motor Car Assoc. Ride (Old Milwaukee main line)
4:00 pm Travel back to Eau Claire, Convention Hotel
- 4:00 – 7:00 pm **Layout Tours**
(some layouts have hot sandwiches for a quick supper)

Eau Claire, WI

Pat Thoney	On30	Quincy & Torch Lake	Food Served (Hot ham & cheese)
Mike Redinger	O	12 Different Mainlines	Food Served (Sloopy Joes)
Dave Menard	N	T-track modules	Snacks
West WI Club	HO	Local club layout	

- 7:15 – 8:30 pm Clinic Room 1 • **Ken Zieska** with Bernard Hellan “Painting Miniature Figures”
8:15 – 9:30 pm Clinic Room 2 • **Neil Maldeis** “TBD”

Saturday, May 18th, 2024

8:30 am – 12:00 pm Registration desk open
8:30 am – 12:00 pm Contest Model Dropoff

8:45 – 9:30 am Clinic Room 1 • **Terry Moore** “An Introduction to N Scale T-Trak Modular Railroading”
Clinic Room 2 • **Matt Lentz** "Draw in Birds Eye View"

15 Minute Break

9:45 – 10:30 am Clinic Room 1 • **Steve Brudlos** “Modeling the Milwaukee Road River Sub”

15 Minute Break

10:45 -11:30 am Clinic Room 1 • **Cody Grivno** “The Illinois Central Gulf Sioux Falls District”

11:30 – 1:30 Lunch and travel on your own to Carson Park, Eau Claire (10 minutes)

1:30 pm Ride live steam in Carson Park in Eau Claire, Check out the museums!
4:00 pm Travel back to Convention Hall

4:00 – 5:00 pm Pick up contest models

5:00 - 6:00 pm Cocktail Hour

6:00 pm Banquet / Silent Auction / Keynote speaker: **Arlyn Colby, Rail Author and Historian**
<https://www.wisconsinrailroadbooks.com/>
Arlyn will have books for sale and will sign them.

Sunday, May 19th, 2024

TBD Board Meetings

10:00 – 3:00 pm Home Layout Tours

Eau Claire, WI

Pat Thoney On30 Quincy & Torch Lake Food Served (Hot ham & cheese)

Menomoneie WI

Gregg Condon, MMR Hon3 Rio Grande Southern and HO Milwaukee Road (2 separate layouts)

Jack Gutsch Hon3 Freemont, Elkhorn, and Missouri Valley

Bill Edger N Columbia and Great Northern

11:00 – 4:00 pm Home Layout Tours

Twin Cities Area

Scott McLeod Hon3 Rio Grande Southern

MORE LAYOUTS TO COME!

Chippewa Valley Motor Car Association Ride

Friday 1:30 – 4:00 pm ride time

Come and ride the old Milwaukee St Paul and Pacific mainline from Durand to Trevino Wisconsin. See an old wreck and the many age-old washouts that plagued this Chippewa River Line.


This will be a private convention event for NMRA attendees and guests with association historians.

\$25.00 Bus leaves from 29 Pines Convention Center. See agenda for times!

A don't miss out event limited to the first 70 who sign up!

Website: <https://www.cvmca.info/>

Google Maps: <https://www.google.com/maps/@44.58685,-92.013258,14z?hl=en&entry=ttu>



Chippewa Valley Railroad

Saturday 1:30 – 4:00 pm ride time

Ride behind a 16" gauge, live steam locomotive and a Soo Line Diesel through the woods in Carson Park. Explore the roundhouse and attend the discussion of how they rebuilt and maintain their locomotives. The fee includes multiple train rides and tour their CNW Tower. **This will be a private convention event for attendees and guests.**

\$6.00 You arrange to carpool or drive on your own.
Sign-up sheets for carpooling at the registration table.

Website: <https://chippewavalleyrailroad.org/>

811 Carson Park Dr, Eau Claire, WI 54703

Saturday 1:30 – 4:00 pm



Chippewa Valley Museum, Paul Bunyon Logging Camp, and more!

All in historic Carson Park home to Hank Aaron's professional career.

Saturday 1:30 – 4:00 pm ride time

Take a tour through Eau Claire History that even includes a small HO scale layout depicting downtown Eau Claire in 1934. Local modelers volunteered and built this highly realistic scene including many historic structures. A great conference room with multiple 4-foot-tall pictures of Eau Claire around 1950 with lots of railroad tracks and equipment. Many other wonderful interactive displays in two museums!

\$ 16.00 (pay at the museum door) Includes Chippewa Valley Museum, Paul Bunyon Logging Camp, and more!

Website: <https://www.cvmuseum.com/>

1204 E. Half Moon Drive Eau Claire, WI 54703



Works in progress!

If you register for the Convention, you will be emailed a new information sheet as we firm up plans. Please register because we do have minimum participants to reach. If there are any cancelations you will be reimbursed.

Chair Massages

- Friday and Saturday
- There will be massages given in 10-minute intervals. \$15 each ten minutes

Eau Claire / Chippewa Valley Tour

Friday during the day. TBD Time. Non-rail while the others are on the speeder trip.

Bus tour is \$50 and will include light lunch

Bus tour that will travel around Eau Claire viewing the largest sculpture tour anywhere!

Bus will have a tour guide from Visit Eau Claire.

Stops planned for Autumn Harvest winery, Leinie's lodge, and Riverbend winery and distillery.

<https://www.leinie.com/av?url=https://www.leinie.com/leinie-lodge>

<https://www.visiteauclaire.com/sculpture-tour/>

<https://www.riverbendwinery.com/>

<https://www.autumnharvestwinery.com/>

Cheers Pablo Painting

TBD Time.

- \$45 to paint a 16x20 painting

Cardmaking

TBD Time.

Non-rail Competition Judged Categories

1. needlework
2. Quilting/Sewing
3. Knitting/Crocheting
4. Painting/Diamond Painting
5. Photographs, framed (non-rail)
6. Paper Crafts
7. Other



Clinic / Presenter Details

(Listed alphabetically by last name)

• Steve Brudlos

“Modeling the Milwaukee Road River Sub”

Program Description

The Clinic will offer a brief history of the Milwaukee Road's River subdivision. From there, the Clinic will delve into the actual building of the layout including design considerations, construction techniques, track and turnout selection, locomotives and rolling stock, structures, and scenery, and finally, operations on the model railroad using JMRI generated switch lists and train lists.

Speaker Bio

I come from a railroad family. I tried to avoid the railroad by teaching high school for a couple of years, but the railroad kept calling to me. In 1970 I gave in and was hired out on The Milwaukee Road as a Trainman working out of the Twin Cities Terminal. I worked for ten years as a road Brakeman and Conductor, primarily on the River Subdivision.

In 1979 I was promoted to Trainmaster and spent the next twenty-five years supervising train and enginemen in the Milwaukee Terminal and Twin Cities Terminal. I retired in 2005 as the Senior Yard Manager in the Canadian Pacific's Twin Cities Terminal.

My wife and I moved back to our hometown of La Crosse, Wisconsin in 2007. After settling into our new home, I started the enjoyable task of modelling the Chicago, Milwaukee, St. Paul, and Pacific Railroad's River Subdivision in HO scale. I chose the Fall of 1950, during the "transition era", to allow me to run steam locomotives and first-generation diesels on the River Subdivision.

• Dr. Gregg Condon, MMR

“Layout Improvements”

Program Description

A layout is, proverbially, never finished. Upgrades and refinements can go on forever! This clinic shares thoughts on making layout upgrades with illustrations from Gregg's long-running column in THE NARROW GAUGE AND SHORTLINE GAZETTE.

Speaker Bio

Gregg Condon is a lifelong railfan and is MMR #537. At age two he received his Lionel. At age four he could identify steam engine numbers on his hometown railroad by the sound of their whistles. At age 11 he made the decision to be a scale model railroader and began his subscription to MODEL RAILROADER and has received the magazine without interruption for 66 years! Gregg's train room is 28 by 40 feet and contains two 14-by-40 layouts side by side. The HO_{n3} layout is the subject of his regular magazine column. The HO layout is the eighth room-size layout he has brought to 100 percent photo-finish and is covered in GREAT MODEL RAILROADS 2024. Gregg's previous layouts were in GMR 2007, 2013, and 2019. Professionally, Dr. Condon was a college professor, author of the GREGG SHORTHAND textbook series, and owner of Jobs Plus, an employment agency.

- **Cody Grivno**

“The Illinois Central Gulf Sioux Falls District”

Program Description

Paducah Geeps, UPS trailer-on-flatcar traffic, and 40-foot boxcars in grain service. These are just some of the highlights of the Illinois Central Gulf's Sioux Falls District in the late 1970s and early 1980s. Join MODEL RAILROADER Senior Editor Cody Grivno as he shares his research on the 96-mile line that extended from Cherokee, Iowa, to Sioux Falls, South Dakota. In this clinic, Cody will cover the history of the line, show maps, and prototype photos, and provide modeling ideas. Though the line was abandoned in 1984, there are still some industries, depots, and right-of-way details to be found. Cody will share findings from a trip following a portion of the line.

Speaker Bio

Cody Grivno, Senior Editor with MODEL RAILROADER, has been a member of the magazine's staff since June 2002. He attended his first Thousand Lakes Region convention in 1994 when he was 14 years old. Cody was a two-time winner of the TLR's Youth Award (1994 and 1995).

- **Jack Gutsch**

“Prototype Modeling of the Fremont, Elkhorn and Missouri Valley Railroad in the Black Hills of South Dakota”

Program Description

This clinic is a discussion about dedicated research of your prototype and the dividends in plausibility and believability of your models by doing so. Such research helps define your specific modeling goals, create a logical track plan, and develop a realistic operating plan.

Speaker Bio

A lifetime modeler with 40+ years of prototype modeling including a Minneapolis and St. Louis Railroad featured in RAILROAD MODEL CRAFTSMAN and GREAT MODEL RAILROADS. Inspired by a single black and white photograph, Jack was set on a path of research and discovery for a second layout, a generally ignored prototype, the Fremont, Elkhorn, and Missouri Valley Railroad. He gathered volumes of information and photos. Jack will provide tips and tricks and methods used to build his layout, which will be available to visit on Sunday from 11AM to 4 PM.

- **Matt Lentz**

"Draw in Birds Eye View"

Program Description

In this clinic you will learn to use special paper to draw various things in Bird's Eye View. This skill is especially useful when designing electronic circuit boards for locomotives, rolling stock and structures. You will learn to take your skills to the next level. You will also learn a little history of Bird's Eye cartography. Bird's Eye View is an excellent way to visualize track planning just like John Allen did 60 years ago.

Speaker Bio

Matthew Lentz, U.S. Army retired, Master Builder Motive Power, U.S. Army of Advanced Leadership and Senior Leadership, National NMRA clinician.

- **Gerry Leone**

"Off the Rails Live!"

Clinic Description

In this reprise of the popular Model Railroad Video Plus series, Gerry Leone shows tools, tips, and tricks you can use to save money and make model railroading more fun.

Speaker Bio

Gerry Leone has been starring in, shooting, and editing videos for MODEL RAILROADER magazine for ten years. After hosting the how-to segments of MR's "Dream, Plan, Build" DVD series, he became a regular on MRVP with his popular "Off the Rails" series of tips, tricks, and tools—some of which he will demonstrate here. He moved on to shooting Trains.com's "Back on Track" series which documents the building of his basement-size layout, and currently he is hosting Trains.com's "Spaces to Places" series. He's written nearly 100 articles for MR and other train publications and served as the NMRA's Communications Director and Vice President for 16 years. He even edited the TLR's "Fusee" and the Twin Cities Division's "Crossing Gate" for five years.

- **Neil Maldeis, MMR**

"Scratch Building Tips"

Clinic Description

An information packed clinic for modelers of all skill levels that are interested in learning about the scratch building process. Experienced modelers will also find the tips shared throughout the clinic may be helpful with their modeling efforts.

Part 1 will cover the basic scratch building process including planning, materials, adhesives, and tools used in the scratch building process.

Part 2 will dig deeper into the scratch building process covering painting and construction tips including a summary of short cuts and lessons learned. The clinic will wrap up with tips on how attendees can participate in the AP process for structures and an opportunity to ask questions.

Speaker Bio

NMRA # 072482 / Joined NMRA 11/20/86 / MMR #670 - 12/21/2020

Residence – Currently in the process of moving to the Twin Cities

Hello, I am Neil Maldeis, I currently am the TLR Fusee Editor which I was elected to at the TLR regional convention in May of 2023.

I retired about three years ago and my desire is to share and help model railroaders of all ages and skill levels. I am open to hear all ideas from members as to how I can help individuals who are interested in model railroading with a desire to learn more.

I currently have one small diorama style logging layout - Scale Hon3. The layout is a freelance logging operation that is 18" X 6'. It is 100% complete, other than the occasional improvements that I am always making. The logging division is modular and can be taken to train shows or other venues to be shown. I recently added a large sawmill complex 4'X4' (Approx) which adds a reason for the railroad to exist and a place for my recently constructed sawmill model to reside. I plan to build a new (larger) layout once I am relocated, I haven't decided exactly what it will be and am excited about the chance to start from scratch something new!

- **Scott McLeod**

“Chasing Trains and Chasing Dreams, Modeling the Rio Grande Southern in HOn3”

Clinic Description

All aspects of building a layout are covered as Scott takes us on a journey covering highlights and methods used in the construction of four HOn3 Rio Grande Southern layouts over a 45-year period.

Speaker Bio

Scott MacLeod is an HOn3 modeler who has been modeling the RGS railroad for over 45 years. In his retirement, he is building a dream layout that most certainly will take the remainder of his lifetime to complete.

- **Terry Moore**

“An Introduction to N Scale T-Trak Modular Railroading”

Clinic Description

The clinic will start with the basics of T-Trak and conclude with the current state of the T-Trak idea beyond the published standards.

Speaker Bio

Currently Terry is an NRail Advisor and creator of “Talkin T-Trak,” a regular ZoomTRAK presentation of NRail. His presentations can be found on the NRail.org website by all under the T-TRAK Resources link: [https://nrail.org/T-TRAK Resources](https://nrail.org/T-TRAK-Resources). Since Terry was a model railroader in the 50s and 60s, he supports DC for those who are new or still supporting “old school” model railroading.

- **David Peterson**

“Modeling Live Steam in Two Scales: 16-inch Gauge Chippewa Valley Railroad and S Scale Soo Line Pacific”

Program Description

David Peterson will provide the complete story behind the live-steam railroad in Eau Claire’s Carson Park which will be on a convention tour on Saturday afternoon. He will also relate his experiences in model railroading with live steam in S Scale.

Presenter Bio

David Peterson has been the vision behind the Chippewa Valley Railroad since its inception over 45 years ago. David is an architect emeritus who designed our convention hotel.

• **Paul Swanson**

“Of Interest to Modelers—A Little Lake States Sampling”

Program Description

A select selection of railroad images and drawing scans curated from the collections of Lake States Railway Historical Association in Baraboo, WI geared toward the modeler. Subject matter will range from equipment to scenes covering various eras and centered on the Midwest.

Speaker Bio

Paul Swanson has 32 years of railroading experience in train service in Wisconsin. His strong interest in the history, imagery, and mechanical aspects of railroading were manifested in many years of volunteering at Mid-Continent Railway Museum. Although he is retired, he is now volunteering fulltime at Lake States serving as President, Collections Committee Chairman, and head scanning guru. Founded in 2006, Lake States Railway Historical Association (LSRHA) is a 501(c)(3) Not-For-Profit Corporation dedicated to the preservation and dissemination of railroad history through an extensive collection of historic artifacts and materials, socioeconomic data, and industrial archeology relating to American railroads, with emphasis on the western Great Lakes region of the United States. Lake States maintains a state-of-the-art climate-controlled secure archive storage and research facility at Baraboo, Wisconsin just 45 minutes from the state capital in Madison. Visit us at www.lsrha.org.

• **Michael J Zaborowski**

“FROM THE RAILS DOWN”

Program Description

This presentation is a synopsis of materials used in model railroading.

1. The thermal expansion of materials used in model railroading.
2. The effects of moisture on materials used in model railroading.
3. Summary of those findings
4. Recommendations from those findings

Speaker Bio

Michael is an Accomplished Mechanical Engineer, and Professional Modeler. He has been awarded 6 patents in the simulation “Education” market. With over 25 years’ experience in the hobby market from sales to product design and development. He is also a 3 Time World Champion Radio Control Boat Racer and was Inducted into the International Model Power Boat Association “Hall of Fame” (2016). Model railroading has been on-and-off since age 13, (most important part!) Mike Models in HO and G scales and is a member of the West Wisconsin Railroad Club (Membership Secretary).

• **Ken Zieska and Bernard Hellan**

“Painting Miniature Figures”

Program Description

Add life and interest to your layout with scale miniature figures. In today’s clinic, we will detail miniature figures using a wet pallet paint technique. We will have wet pallets, a variety of paints and brushes for you to use. We will have a number of figures that you can paint, or you are welcome to bring some of your own. If you have favorite paint brushes or particular colors you like to use, please bring them and share your ideas. We request the figures be lightly primed with a light gray or white primer. This presentation will be made in cooperation with Bernard Hellan.

Home Layout Tours

(Listed alphabetically by last name)

Dr. Gregg Condon, MMR Rio Grande and Southern Hon3 Scale, 2nd Layout Milwaukee Road HO Scale

N6937 538th Street, Menomonie WI 54751

(24 minutes from convention, West, towards Twin Cities) (Downstairs with railing)

Prototype

I have two prototypes because I have two layouts in my train room. They are side-by-side, each 14 by 40 feet. The first and primary layout is Colorado's Rio Grande Southern. The other layout is my hometown Milwaukee Road Mineral Point Line.


Layout Description

The Rio Grande Southern layout was limited in size to 14 by 40 because I thought that was big enough to support prototypical operations with enough scenes to represent a day's work. The smaller size made it possible to complete it soon so that operations and layout photography could start soon. As it turned out, the layout was built to 100 percent "photo finish" in 16 months averaging 100 hours of work time per month. The layout and crew lounge are built to a standard I call a walk-in museum diorama. Improvements are made continually and are covered in my column in THE NARROW GAUGE AND SHORTLINE GAZETTE. All locos have DCC and sound with one keep-alive unit. Operation is very reliable with Tam Valley frog juicers. Trucks are almost all Blackstone. Stalls and derailments are extremely rare.

The Milwaukee Road layout is also at 100 percent photo-finish. It is designed for operations by one or two people. I have yet to host formal operations; so far I have fun solo. This layout is built to the common standard of having shelves underneath with tons of clutter. Eventually fascia curtains will improve the appearance. The layout has DCC with sound and many locos have keep-alive. It is also featured in GREAT MODEL RAILROADS 2024.

Right:

A three-engine Rio Grande Southern stock extra stops for water at Trout Lake, Colorado.



Left:

Milwaukee Road crosses the Wisconsin Western at Dill

E 5951 800th Avenue, Menomonie, WI 54751

(25 minutes from convention, West, towards Twin Cities) (Downstairs with railing)

Prototype

The WM&N is the base for operating my favorite railroads. CBQ—Burlington, CNW—Chicago & North Western, DMIR—Duluth Missabe & Iron Range, DWP—Duluth Winnipeg & Pacific, GN—Great Northern, LSTT—Lake Superior Terminal & Transfer, MILW—Milwaukee Road, NP—Northern Pacific, and SOO—Soo Line

Each railroad operated will have an operating plan which will include a timetable, location map, and operating instructions for the services being provided. Generally, the railroads are located in northern Wisconsin or Minnesota. The exceptions would be Burlington which would be in northern Illinois & CP/CN which would be in Ontario just north of Minnesota. CN subsidiary DW&P would be in Minnesota. My previous layout was based on a freelanced railroad, the North Shore International which ran between Duluth & Thunder Bay. That will continue to be operated on this layout from time to time. Operating Plan Sheets will change city names based on the location of the railroad being operated. I hope to operate each railroad for about 3 months before rotating. At this point I've been changing every 5-6 months.

Layout Description

Control: Aristocraft for main (2-3), MRC Tech 2 or 4, for local & switching DC operation

Major industries are iron ore, gravel, paper mill, lumber mill, grain elevator, flour mill, feed mill, fuel companies, food services, warehouse, lumber yard. Regardless of the railroad being operated, the layout will typically handle 2-4 daily freights, 1-2 locals and a yard switching assignment. Depending on operating date, passenger service may be operated as well. Ore extras will operate on many of the Operating Plans, but Burlington may substitute cement loading and Milwaukee Road roofing granules.

Track: Peco Code 55, Staging Track: Kato Unitrack, Electricity Polarity Indicator



Jack Gutsch Freemont, Elkhorn, and Missouri Valley Railroad. HOn3 Scale

N9053 700th Street, Colfax, WI 54730

(27 Minutes from convention, West, towards Twin Cities) (3 steps up)

Prototype

The Fremont, Elkhorn and Missouri Valley Railroad is located in the Black Hills of South Dakota. The purpose of the railroad was to service the gold mining industry that began in 1876. Until the arrival of the FE&MV in Buffalo Gap in 1885, all mining supplies and equipment was freighted via oxen and mule train from the Union Pacific railhead in Cheyenne Wyoming or the Dakota Central in Pierre SD

Layout Description

Our HO/HOn3 layout is anchored in September of 1903 and the models on the layout are based upon actual period photographs of each specific location. The layout follows the prototype standard gauge, dual gauge and narrow gauge as appropriate as it serves the various towns, mines and mills of the area. Begun in September 2017, the 10'x40' layout has been photo finished for more than three years and refinements continue as the list of updates and improvements is endless. Regular operating sessions use Digitrax train control and car cards and waybills for car routing. Additional layout pictures can be found on our Facebook page, Fremont Elkhorn, and Missouri Valley Railroad.



7505 Aspen Cove South, Cottage Grove, MN 55016

(1 hour 13 minutes from convention, Twin Cities Area) (Downstairs with railing)

This HOn3 layout of the Rio Grande Southern railroad is likely the most ambitious attempt ever taken at modeling this 161 mile railroad in HOn3. The double-decked layout is located in a 2350 square foot basement and will eventually have a mainline of over 500' in length and two branch lines totally over 200' in length.

It is designed with operations in mind and will someday accommodate 10-12 operators under dispatcher control. The layout currently exhibits all stages of construction, with a small section 100% completed to raw benchwork.



Mike Reidinger MTH Lionel, O Scale

8750 Olson Drive, Eau Claire, WI 54703
(18 Minutes from convention) (Upstairs with railing)

Hospitality abounds in Mike's hosted hospitality room with hot sandwiches, snacks, and soda set up as you enter the building. This is a great place to gather before folks travel through the train room.

Model railroaders all start by dreaming up possibilities of moving trains. Mike has taken his dreams to reality with dozens of unbelievable custom bridges and trestles. Mike spent his career traveling our country supervising some of the most amazing and complex bridge builds for Kramer North America.

Stop by and take a trip on a complete Hiawatha passenger train as it passes a 100-car ore train. The length of the main lines and the dozen moving trains is something to behold. The bridges are amazing and the equipment he runs are absolutely beautiful.

Don't miss the chance for a meal and pure enjoyment.



Pat Thoney Quincy and Torch Lake Railroad, On30 Scale

1703 Delrae Ct, Eau Claire, WI 54703

(5 minutes from convention) (Downstairs with railing)

Prototype

Quincy and Torch Lake Railroad served the Quincy Mine on the Keweenaw Peninsula in Upper Michigan, Eh! The railroad ran 6.5 miles and hauled enough copper ore to be smelted into over 726 million tons of copper. The mine supplied one half of all the copper mined in the entire United States.

Layout Description

Join me in Upper Michigan, in 1942, during World War 2 as we haul copper ore needed to provide wire, brass, and infrastructure for the war effort. The layout features completed scenery with hundreds and hundreds of trees. Small details are being added almost daily and if you haven't been here in a few weeks, it will look different.

Equipment is modeled from the prototype and the room features photos above of equipment and building modeled below them. All the locomotives are custom kit bashed by a professional and dear friend Allen Peeso.

The locomotives have been featured in THE NARROW GAUGE AND SHORTLINE GAZETTE in July/August 2018. The layout operation was covered in the GAZETTE Sept/Oct 2022. There are three more GAZETTE articles submitted and in progress. It is also featured in GREAT MODEL RAILROADS 2024.



T-Track Miscellaneous, N Scale

2510 County Road T, Eau Claire, WI 54703
(1 minute from convention) (level no stairs)

Prototype

Miscellaneous railroads

Layout Description

The T-Trak layout will be a cooperative effort with modules from Terry Moore, Al Fliegel and Dave Menard. The layout will be set up in Dave's mancave just a half mile south on county highway T. Dave's mancave alone is worth the stop.

It will be set up to show off the capabilities of this modular layout system. The sections displayed have traveled many miles around the Midwest and Canada.



1723 Western Avenue, Eau Claire, WI 54703
(5.5 Minutes from convention) (ramp with 2 steps)

Prototype

Numerous Midwest Railroads are represented by members.

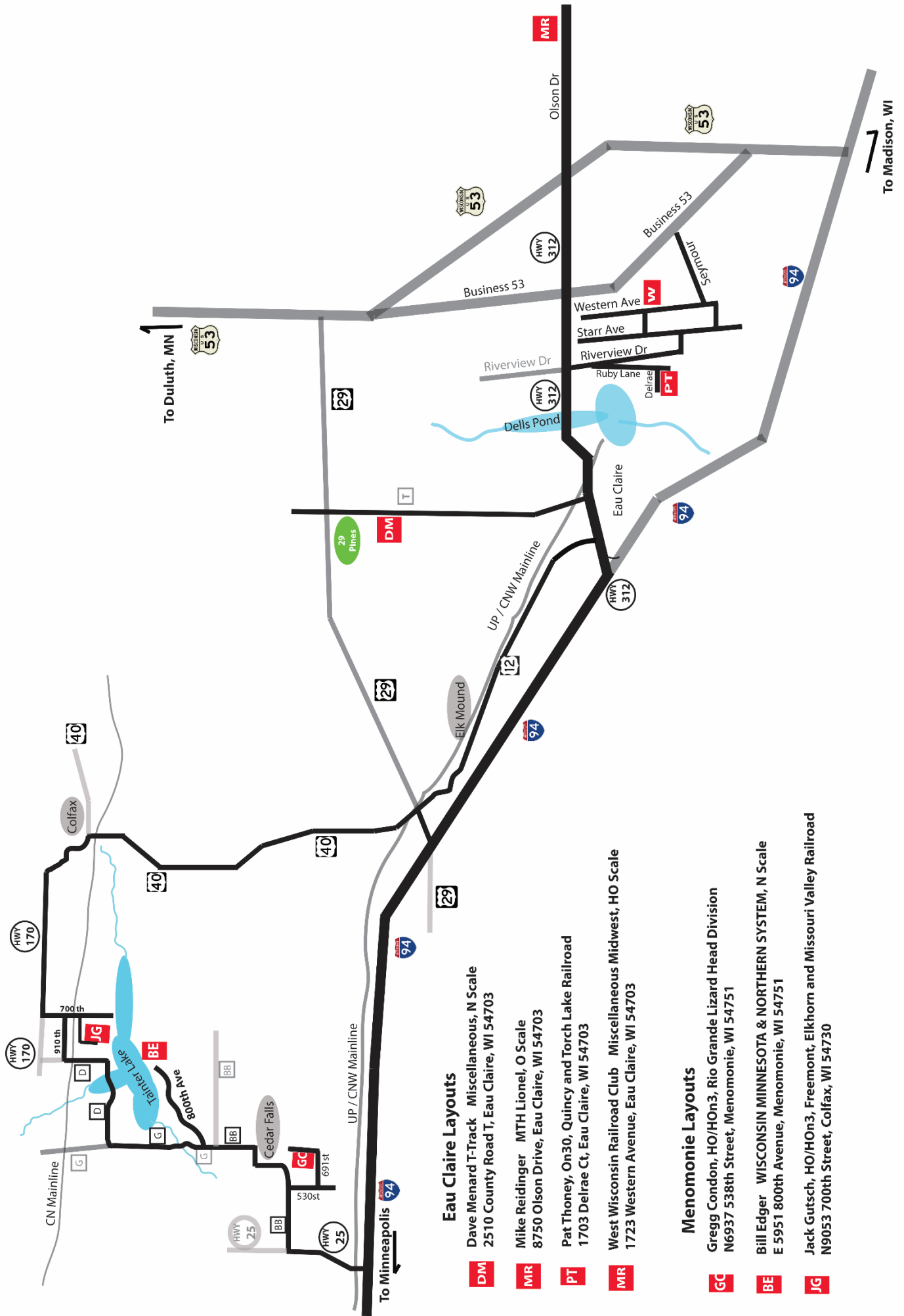
Layout Description

The West Wisconsin Railroad Club is an inclusive organization for modelers, train enthusiasts, and persons who love both model and prototype railroads. Persons of all skill levels and interests are welcome to one of Western Wisconsin's few model railroad clubs with a permanent home layout.

Join us and run on a fully DDC HO layout with hundreds of feet of track. The layout features many regional industries typical to this area of the country. This clubhouse is completely finished and includes crew lounge and work area.

We host operating sessions on Thursday nights, organize fun runs and hold regular work sessions on both the permanent and travelling layouts.





Eau Claire Layouts

DM Dave Menard T-Track Miscellaneous, N Scale
2510 County Road T, Eau Claire, WI 54703

MR Mike Reidinger MTH Lionel, O Scale
8750 Olson Drive, Eau Claire, WI 54703

PT Pat Thoney, On30, Quincy and Torch Lake Railroad
1703 Delrae Ct, Eau Claire, WI 54703

MR West Wisconsin Railroad Club Miscellaneous Midwest, HO Scale
1723 Western Avenue, Eau Claire, WI 54703

Menomonie Layouts

GC Gregg Condon, HO/HOn3, Rio Grande Lizard Head Division
N6937 538th Street, Menomonie, WI 54751

BE Bill Edger WISCONSIN MINNESOTA & NORTHERN SYSTEM, N Scale
E 5951 800th Avenue, Menomonie, WI 54751

JG Jack Gutsch, HO/HOn3, Freemont, Elkhorn and Missouri Valley Railroad
N9053 700th Street, Colfax, WI 54730